



# ***Cross Stitch Pattern: PDF Bundle***





# ***Terms of Use***

## ***Disclaimer:***

### **Creatively Crafting Cross Stitch Patterns**

Every effort has been made to make our patterns as complete and accurate as possible. However, there may be mistakes both typographical and in content.

We do not guarantee that the finished pattern will look exactly like the reference image – but we have done our best to make it as close as possible.

The authors and the publisher shall have neither liability nor responsibility to any person or entity with respect to any loss or damage caused or alleged to be caused directly or indirectly by the information covered in the pattern.

### **Copyright & Terms of Use:**



Our patterns are for personal use of the original buyer only. All our patterns are exclusive property of the authors and are protected by copyright and other intellectual property laws. We have used images, like movie characters, as reference for our patterns – we do not claim ownership or copyright to any images.

You may not modify, transmit, publish, participate in the transfer or sale of, reproduce, create derivative works from, distribute, perform, display, or in any way exploit, any of the content of our pattern, in whole or in part.

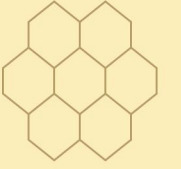
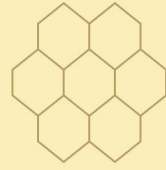

You are not purchasing a hardcover, softcover or paperback book. You will get no printed version of whatever kind by mail. You will solely get this downloadable digital product (an eBook as PDF file.)

### **Questions?**

If you have any questions, email [amanda@creativelycrafting.com](mailto:amanda@creativelycrafting.com) and I will reply within 24-48 hours.



May



Sunday

Monday


Tuesday

Wednesday


Thursday

Friday

Saturday

Bee Yourself





# Stitchy Days - May



---

**Author:** Creatively Crafting  
**Company:** Creatively Crafting  
**Website:** www.creativelycrafting.com  
**Grid Size:** 198W x 252H  
**Design Area:** 10.50" x 13.67" (189 x 246 stitches)

## Legend:


  [2] DMC 310 black (0.2 skeins)	 [2] DMC 3820 straw - dk (0.1 skeins)
  [2] DMC 5200 snow white (0.1 skeins)	 [2] DMC 743 yellow - md (0.1 skeins)
  [2] DMC 747 sky blue - vy lt (0.3 skeins)	 [2] DMC 726 topaz -lt (0.1 skeins)
 [2] DMC 973 canary - br (0.2 skeins)	 [2] DMC 211 lavender - lt (0.2 skeins)
 [2] DMC 444 lemon - dk (0.1 skeins)	

## (\*) Blended Entries:

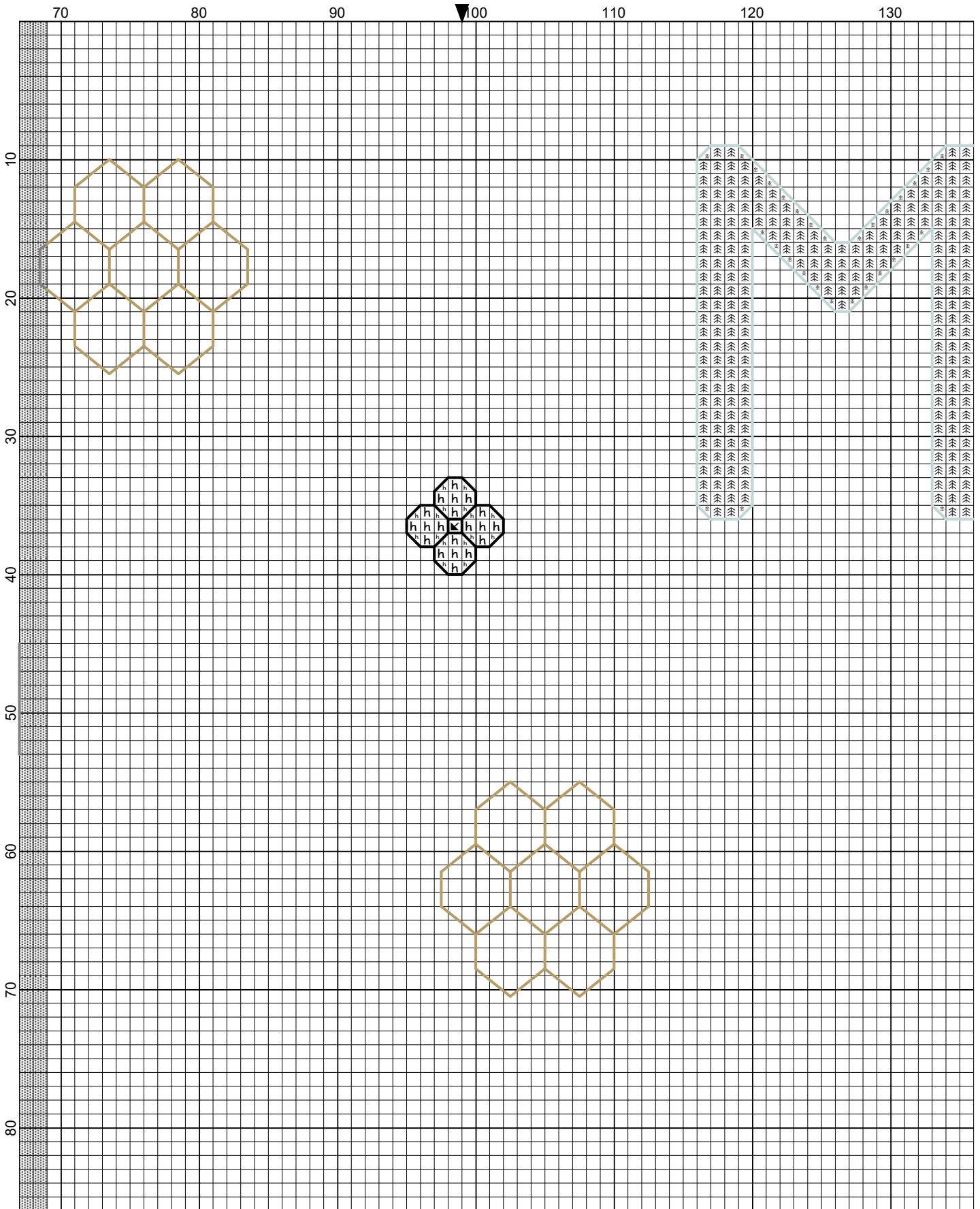
  DMC-796 & DMC-813 (DMC Cotton-royal blue - dk blended with DMC Cotton-blue - lt)

## Backstitch Lines:

 DMC-310 black (0.2 skeins)	 DLE-E747 Baby Blue (0.1 skeins)
 DLE-E135 Golden Dawn (0.1 skeins)	

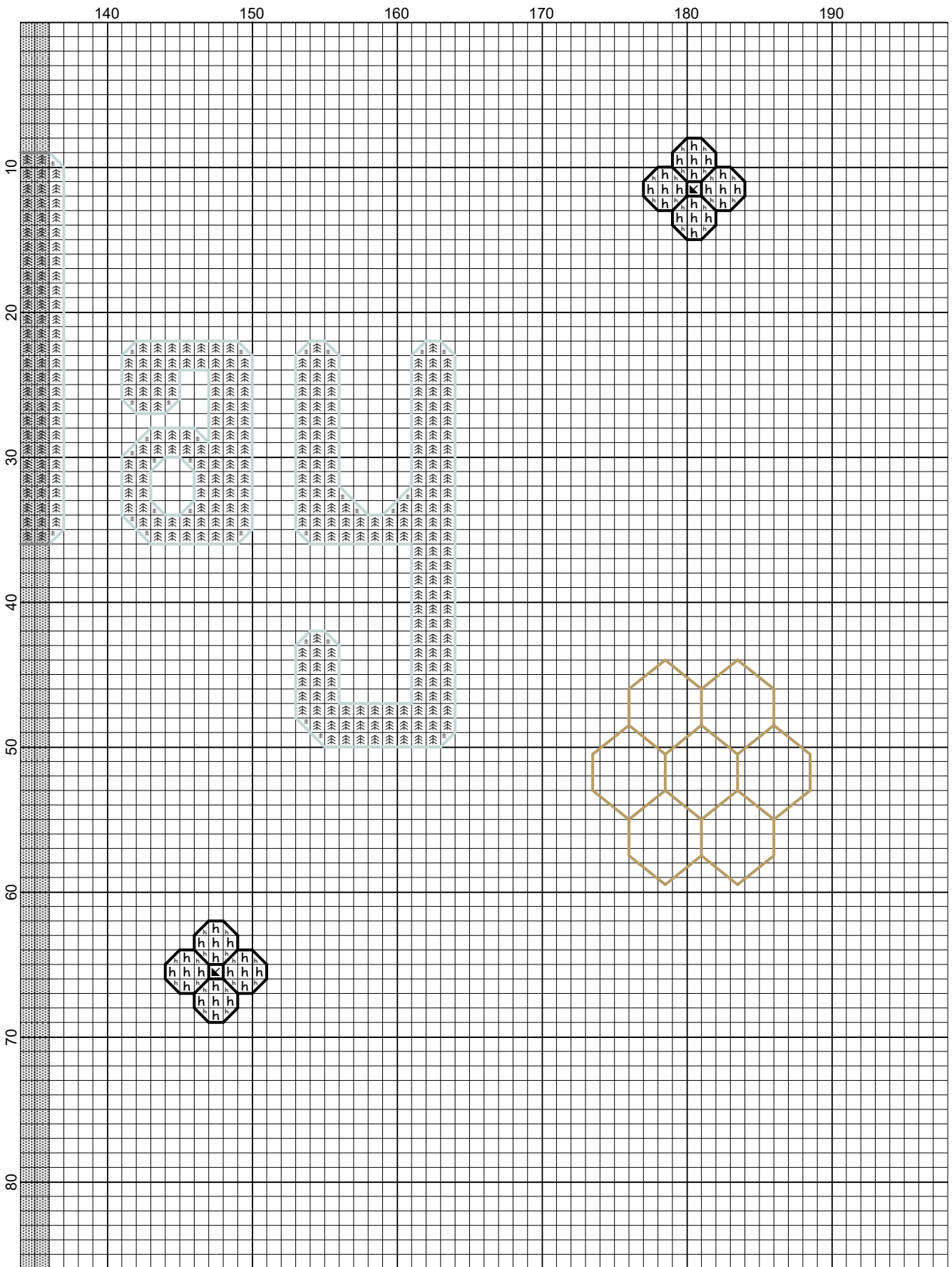


, Licensed to:

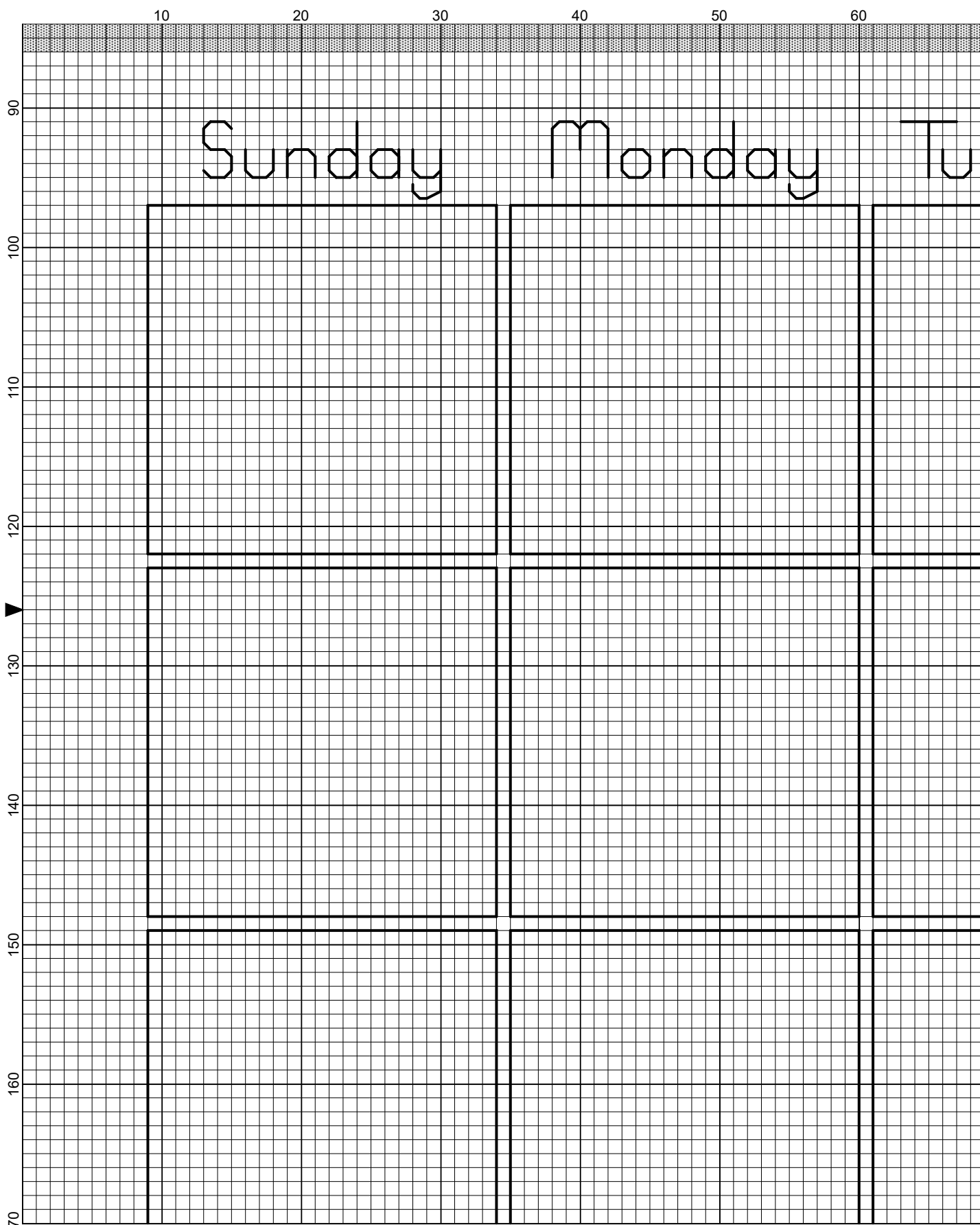


, Licensed to:

Stitchy Days - May by Creatively Crafting



, Licensed to:



, Licensed to:




, Licensed to:

The image shows a large grid for embroidery. At the top, there are numerical labels: 140, 150, 160, 170, 180, and 190. On the left side, there are numerical labels: 90, 100, 110, 120, 130, 140, 150, 160, and 170. A shaded horizontal bar is at the top, and a shaded vertical bar is on the left. The text 'Friday Saturday' is written in a simple font across the top of the grid. A vertical arrow points downwards on the left side of the grid.


, Licensed to:

Stitchy Days - May by Creatively Crafting



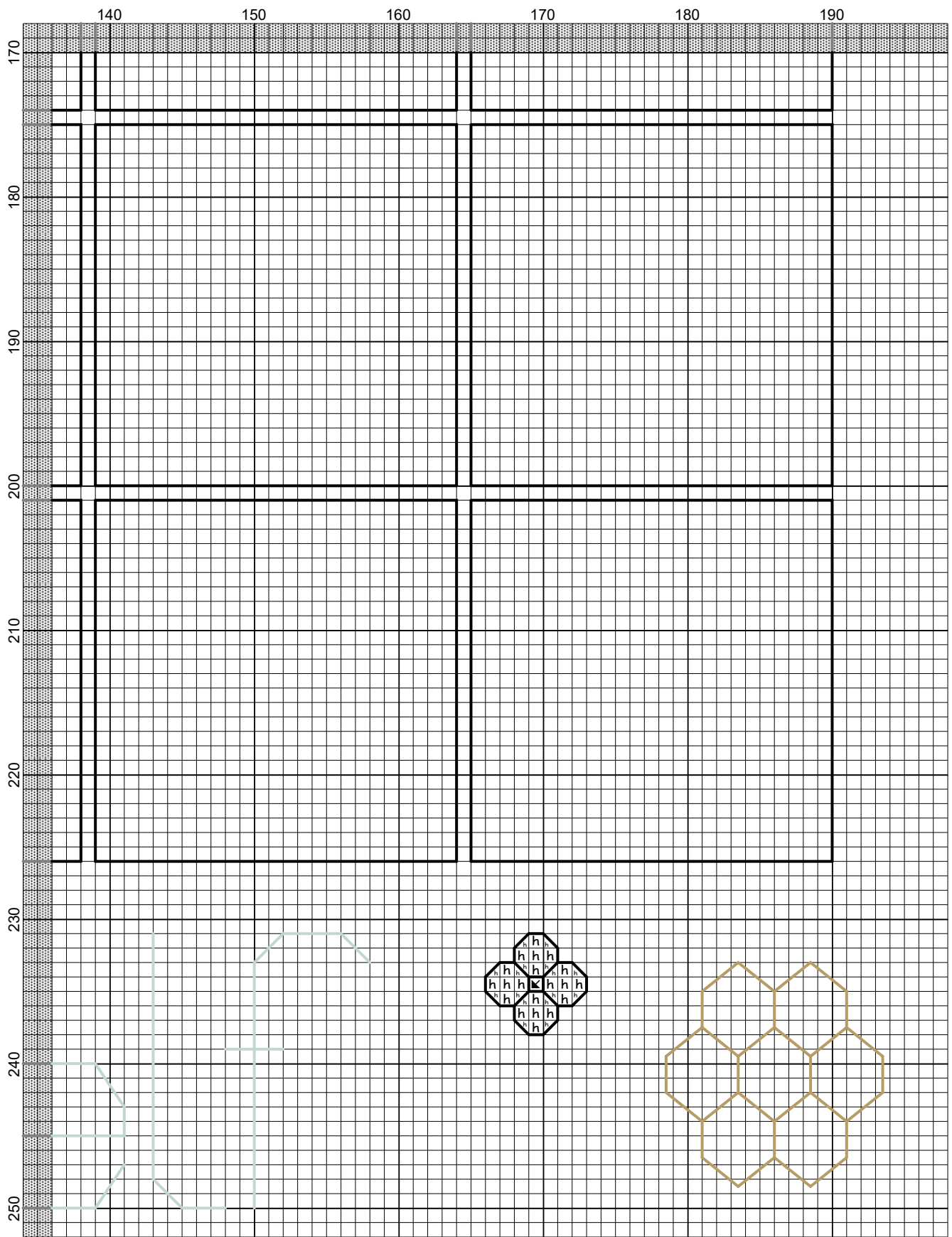
, Licensed to:

Stitchy Days - May by Creatively Crafting




, Licensed to:


Stitchy Days - May by Creatively Crafting



, Licensed to:




, Licensed to:



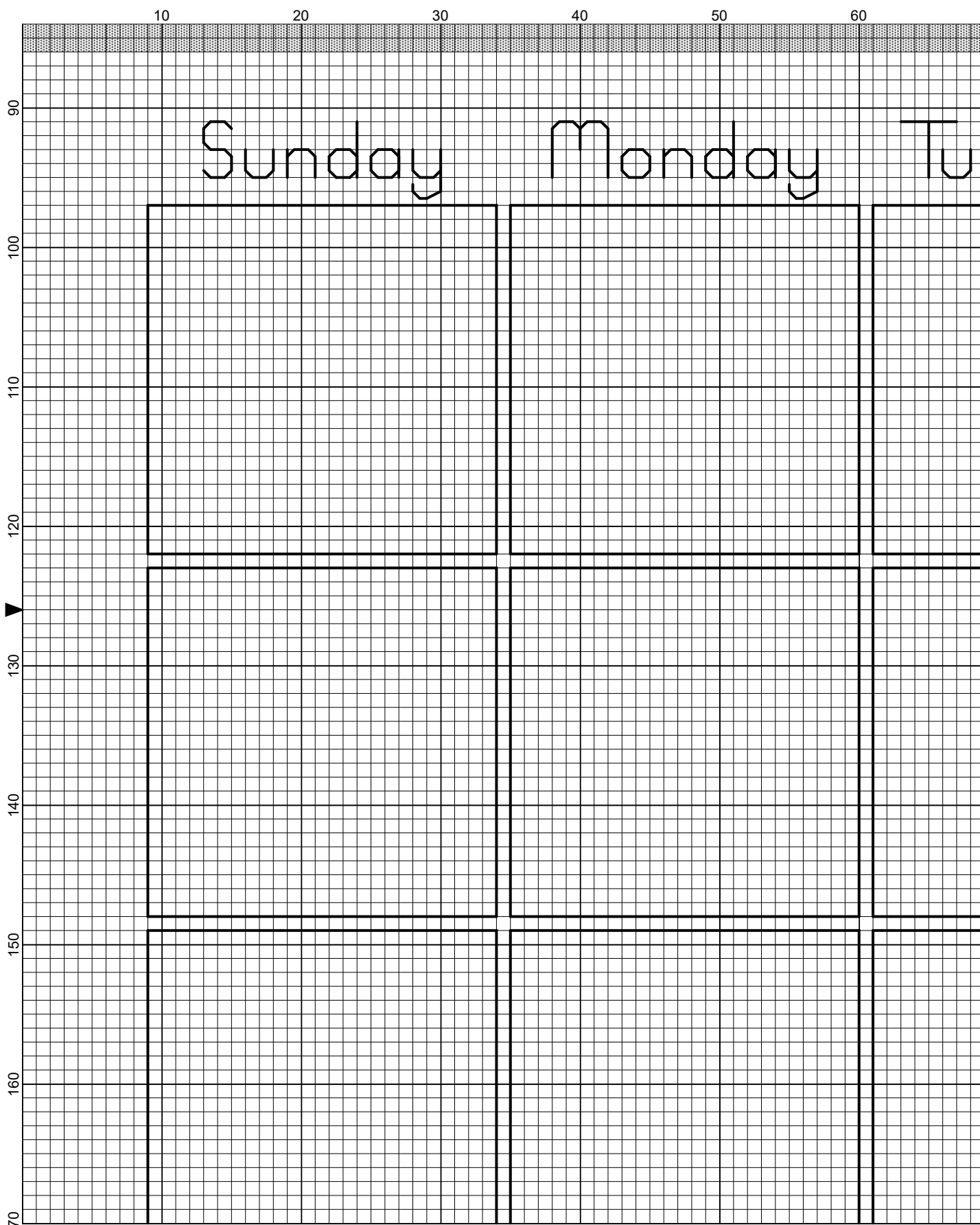
, Licensed to:

Stitchy Days - May by Creatively Crafting

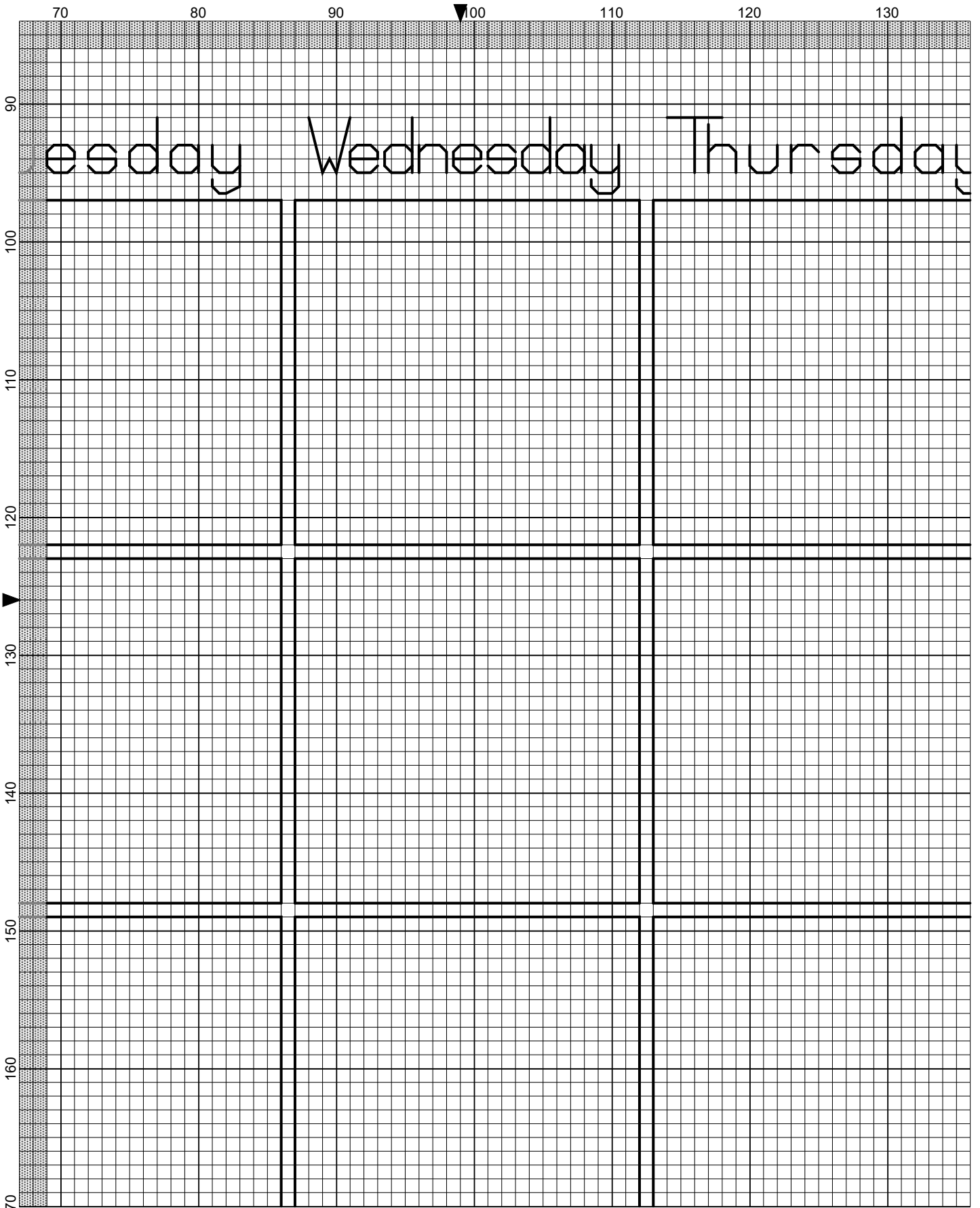


, Licensed to:





, Licensed to:




, Licensed to:

The image shows a large grid for embroidery. At the top, there are numerical labels: 140, 150, 160, 170, 180, and 190. On the left side, there are numerical labels: 90, 100, 110, 120, 130, 140, 150, 160, and 170. The grid contains a pattern for the words "Friday" and "Saturday" in a simple, blocky font. The word "Friday" is positioned between the 140 and 160 marks on the x-axis and between the 90 and 100 marks on the y-axis. The word "Saturday" is positioned between the 160 and 190 marks on the x-axis and between the 90 and 100 marks on the y-axis. A vertical arrow on the left side of the grid points downwards, starting from the 120 mark and ending at the 130 mark. The grid is composed of small squares, with the pattern lines drawn on the grid lines.


, Licensed to:

Stitchy Days - May by Creatively Crafting



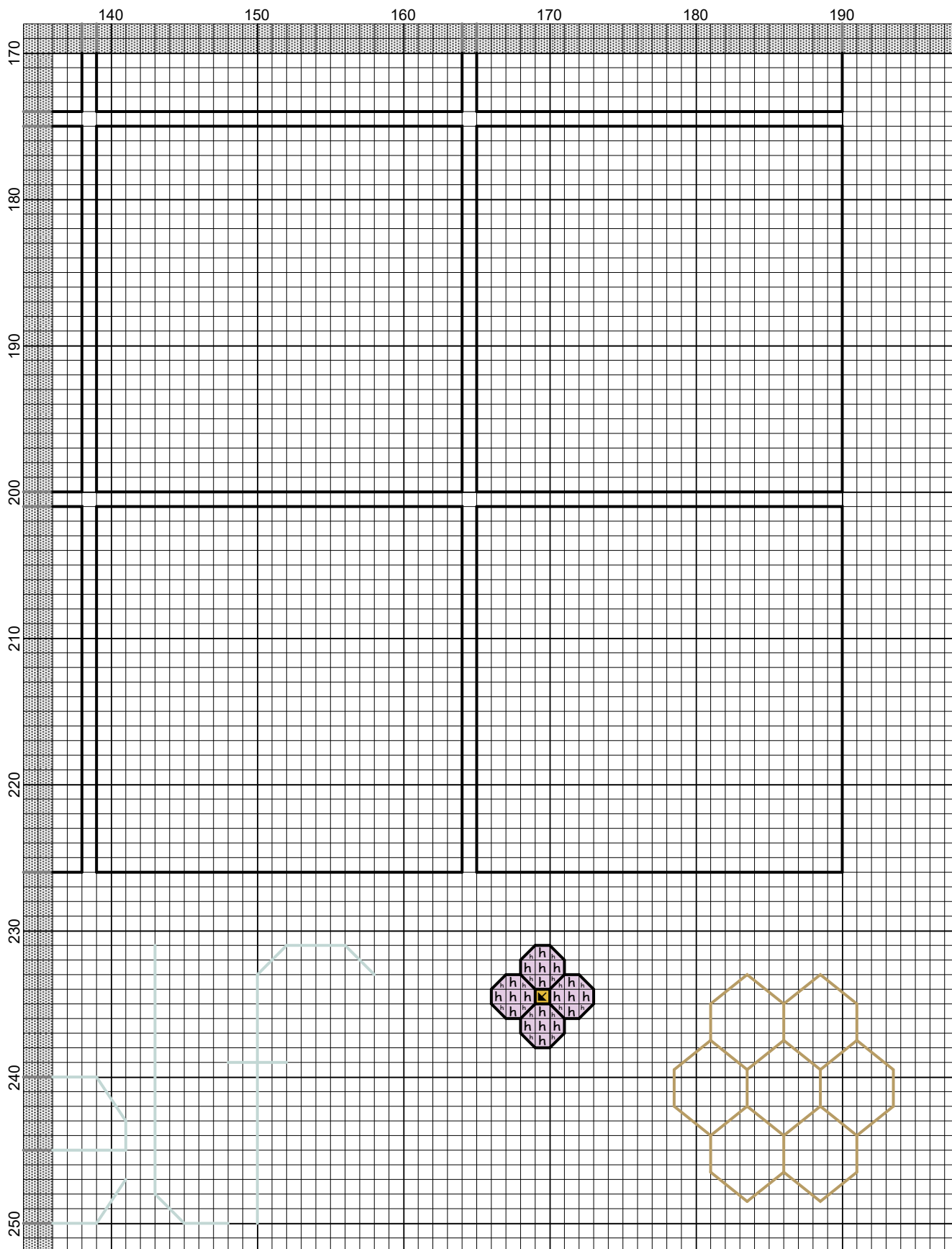
, Licensed to:

Stitchy Days - May by Creatively Crafting



, Licensed to:

Stitchy Days - May by Creatively Crafting



, Licensed to:



# ***Learn a Little More about Creatively Crafting***

## **Creatively Cross Stitching:**

Get a free pattern each month, and fun cross stitching tips & tricks.

[Join Our Creative Cross Stitching Newsletter](#)

## **A Little About Amanda:**

I am no expert but I am crafty in all aspects of my life. I think it was inherited from my mom – who is also an avid crafter. With winter being long here in Northern Ontario, Canada, I have plenty of time for crafting!

I am whimsical and goofy (as described by my hubby) and just doing this because I love it!

## **Keep in Touch:**

Facebook: <https://www.facebook.com/creativelycrafting>

Twitter: [https://twitter.com/create\\_eachday](https://twitter.com/create_eachday)

Pinterest: [https://www.pinterest.com/create\\_eachday/](https://www.pinterest.com/create_eachday/)

Instagram: <https://www.instagram.com/creatively.crafting/>

Share your Finished product with me! I love seeing all things cross stitch 😊

**Questions?** If you have any questions, email [amanda@creativelycrafting.com](mailto:amanda@creativelycrafting.com) and I will reply within 24-48 hours.